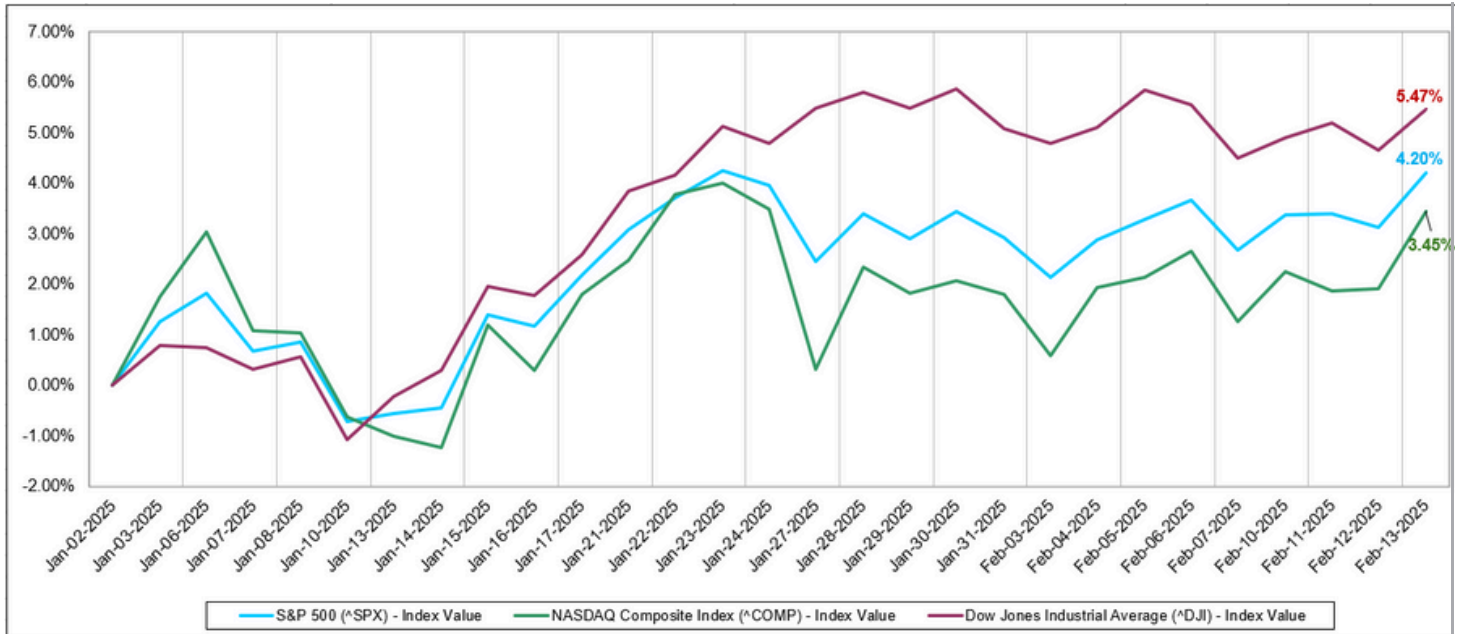


NEWSLETTER

WALL STREET'S VERDICT: "HOW TRUMP'S EXECUTIVE ORDERS SHAPED THE MARKETS?"



Between January 20 and February 13, 2025, President Donald Trump issued a series of executive orders that significantly influenced the U.S. stock markets, particularly the Nasdaq Composite, Dow Jones Industrial Average, and S&P 500. These directives encompassed various policy areas, including trade, defense, and social issues, eliciting diverse reactions from investors.

Trade Policies and Market Reactions

On February 13, 2025, President Trump announced the implementation of reciprocal tariffs targeting countries with protectionist trade practices, specifically mentioning the European Union, Japan, and India. These tariffs, set to take effect on April 1, aim to equalize the tariffs these nations impose on U.S. imports.

Despite initial concerns, the stock markets responded positively, with the Nasdaq rising 1.5%, the S&P 500 increasing by 1%, and the Dow Jones climbing 0.8% on the same day. Investors perceived the tariff measures as less severe than anticipated, contributing to the market rally.

Defense Spending and Investor Sentiment

In conjunction with the tariff announcement, President Trump proposed reducing defense spending and indicated plans to engage with Russian and Chinese leaders to negotiate cuts in nuclear arsenals and military expenditures.

This move was viewed as a strategic shift in U.S. defense policy, potentially impacting defense contractors and related industries. However, the broader market maintained its upward trajectory, suggesting that investors were optimistic about the potential reallocation of resources to other sectors of the economy.

Energy Policies and Market Implications

In late January 2025, President Trump issued executive orders aimed at bolstering the United States' oil and gas industry. These moves were intended to reverse the nation's energy policy from previous administrations and support domestic energy production.

NEWSLETTER

WALL STREET'S VERDICT: "HOW TRUMP'S EXECUTIVE ORDERS SHAPED THE MARKETS?"

The orders included measures to promote energy independence by expanding oil and gas exploration in regions like Alaska. The market's response was mixed, with energy stocks experiencing varied performances based on their exposure to domestic production and regulatory changes.

Social Policies and Market Implications

The administration also issued executive orders affecting social policies, such as recognizing only two genders and banning federal funding for gender transition treatments.

While these actions sparked legal challenges and public debate, their direct impact on the financial markets appeared limited. The primary market drivers during this period remained economic policies and trade relations.

Market Performance Year-to-Date

As of February 13, 2025, the major U.S. stock indices have shown positive trends year-to-date. The S&P 500 has increased by approximately 4%, the Dow Jones Industrial Average by 5.1%, and the Nasdaq Composite by 3.3%.

These gains reflect investor confidence in the administration's pro-business stance, despite uncertainties surrounding trade policies and potential inflationary pressures.

Conclusion

In summary, the executive orders issued by President Trump between January 20 and February 13, 2025, had a notable impact on U.S. stock markets.

Trade and defense policy announcements were particularly influential, with markets reacting positively to perceived favorable economic conditions. Investors are advised to monitor ongoing policy developments, as future executive actions may continue to shape market dynamics.

As the year progresses, the market will continue to respond to new developments and policy changes, shaping the overall performance of the stock market in 2025.



NEWSLETTER

WALL STREET'S VERDICT: "HOW TRUMP'S EXECUTIVE ORDERS SHAPED THE MARKETS?"

Latest Blog & Articles

- Donald Trump's 2025 Executive Orders: Global Economic Implications
- Netflix: A Streaming Giant in Transition
- Zoetis (ZTS): Innovating Animal Health Amid Market Challenges
- Nuclear Energy: Powering the Future with Clean and Reliable Energy
- Willow: Google's Latest Innovation and Its Implications for the Future

Latest Sector report

- Global Mergers and Acquisitions Review – Deals that Shaped the Globe in 2024
- The Consumer Electronics Show (CES) 2025 – A Glimpse Into the Next Tech Era
- Macro Trends of Major Economies FY24 – World's Largest Economies Are Adapting to Change

Latest YTD Report

- The Chronicles of Software Application in 2024 – Powerful, intuitive, and ready for the future
- MedTech 2025: Pioneering Innovation with Resilience – Advanced Technologies, Aging Populations and Global Markets
- Solar 2025: Powering Growth & Overcoming Challenges – Unleashing the Power of the Sun, Everywhere

Introducing Quality of Management Report (QoM™)

Crispidea's Quality of Management (QoM) report quantitatively evaluates leadership, highlighting strengths and weaknesses, and comparing with peers. Highly correlated with performance, it predicts outcomes during management changes.

Built on Quality of Leadership, it examines backgrounds, diversity, and track records of management.











Latest QoM™ Reports

- Quality of Management Report (QoM) – Microsoft Corporation (2025)
- Quality of Management Report (QoM) – Amazon.com, Inc (2025)
- Quality of Management Report (QoM) – Meta Platforms, Inc (2025)



[Download Now](#)

Month in review

Date		Company Name	Report name	CMP	TP	Rating
Jan-06		Walmart Inc.	Tech-powered shopping for a brighter future	\$90.35	\$99.00	BUY
Jan-13		Pandora A/S	Where every detail shines	DKK1305	DKK1450	BUY
Jan-15		UBER Technologies, Inc.	Expanding Markets, Embracing Innovation, and Driving	\$80.29	\$71.96	BUY
Jan-17		Block, Inc.	Innovating in Fintech, Advancing Bitcoin, and	\$85.29	\$95.40	BUY
Jan-15		Medtronic plc	Growth and strategic investments amidst challenges	\$80.66	\$88.00	HOLD
Jan-06		AstraZeneca PLC	Headwinds despite strong growth and investments	\$66.26	\$79.60	BUY
Jan-30		Salesforce	Powering the Future of AI-Driven Enterprise Growth	\$354.00	\$390.15	BUY
Jan-28		Amdocs	Empowering the Digital Economy	\$85.28	\$100.09	BUY
Jan-30		Broadcom	AI growth and VMware integration drive sustained	\$207.36	\$230.00	BUY
Jan-30		Taiwan Semiconductor Manufacturing Company	AI, Innovation, and TSMC Domination!	NT\$1135	NT\$1260	BUY

Up coming coverage

	Company Name	CMP
	Lululemon Athletica Inc.	\$390.85
	Campbell Soup Co.	\$38.61
	Meta Platforms, Inc.	\$528.56
	Netflix, Inc.	\$1,043.69
	Regeneron Pharmaceuticals, Inc.	\$674.27
	Stryker Corporation	\$388.37
	Adobe Inc	\$459.22
	Oracle Corp	\$173.86
	Apple Inc	\$241.53
	Qorvo Inc	\$77.49


[Subscribe](#)